






Cracked winch gear





Drilling out Lock pattern



Hoist
6/12/09
JST

Lock pattern drilled out completely and ready to accept lock which is installed to add additional strength.




Lock installed and hand finished to match the castings surface.





Using a Magnetic Base drill on a 90 degree plate the Lock pattern can be drilled on the side of the gear.

L30 Lock pattern drilled and ready for lock to be installed.



Lock installed and ready to be hand finished and crack ready to be metal stitched.



Lock is hand finished and textured to match casting surface and crack is metal stitched and hand finished.



Repair completed and winch ready to go back into service.

